





## Vehicle Tracking for Carmel Convent School Buses

# Parent Application for Real-Time Bus Tracking

Presented By Conjoinix Total Solutions Private Limited



# Who We Are??



“CONJOINIX” Your Trusted Partner in Student Safety

“10+ years” of service with Carmel Convent School

- Experts in Vehicle Tracking & CCTV Surveillance
- Ensuring secure student transportation, always




## Why This Presentation?

To introduce our **Parent Application**

for **real-time school bus tracking** and enhanced peace of mind.

# Why Vehicle Tracking?



## ?? **Ensure Student Safety**

Track your child's school bus in **real-time** for complete peace of mind.

## **Live Location Monitoring**

Instant access to the **exact location** of the school bus.

## ?? **Bus Route Updates**

Stay updated on the **bus route and timing**, every day.



# Features of the Parent Application

## Real-Time Bus Tracking

Live updates on your child's school bus location.

## Instant Notifications


Get alerts when the bus is nearby — no more waiting.

## Multi-Bus Support

Easily track multiple buses if you have more than one child.



# How Does It Work?



## Easy & Secure Access for Parents

### Simple Sign-Up

Register quickly using the mobile number shared with the school.

### Secure Login

Password-protected access ensures only verified users can log in.

### Real-Time Tracking

View your child's bus location instantly after login.



# Available Platforms

Available on All Major Platforms

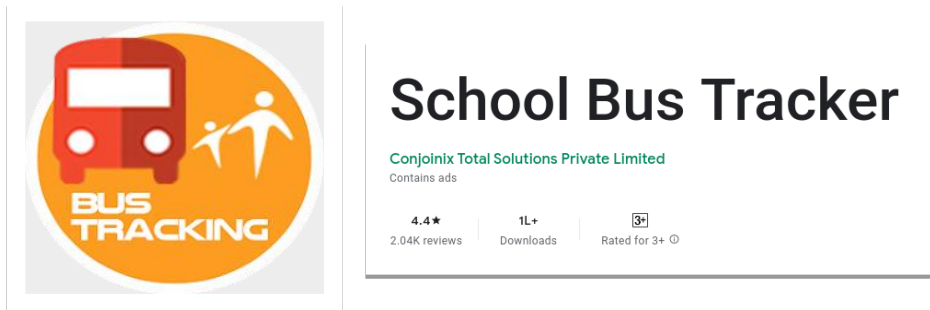
- iOS → 

Download the *Smart Parent* app on the App Store for iPhone users.



- Android → 

Get it from the Google Play Store for all Android devices.




# How to Download and Set Up the App

➔  iOS (Apple)

## GPS Tracking Parents Apps – QR Code

### 1. Smart Parent App – iPhone App



**Smart Parent App**   
Conjoinix Total Solutions Private Limited  
Designed for iPad  
★★★★☆ 3.5 • 160 Ratings  
Free

QR Scanner



**Steps to Login** - Enter Register Mobile No. > Enter M-Pin (First Time Login to **Click** Create M-Pin) > Then OTP Received > Enter OTP > Create M-Pin with Numeric No. > Then Login again with M-Pin.



## ➔ For Android

### 2. School Bus Tracker App – Android App

#### School Bus Tracker

Conjoinix Total Solutions Private Limited

Contains ads

4.5★

2.01K reviews

1k+

Downloads



Rated for 3+ | G



QR Scanner



**Steps to Login -** Enter Register Mobile No. > Enter Passcode (First Time Login to **Click** Forget Passcode) > Then OTP Received > Enter OTP > Create Passcode with Numeric No. > Then Login with Passcode.





## Get Started in 3 Easy Steps

### **1. Download the App**

Available on the **App Store** and **Google Play Store**.

### **2. Sign Up**


Enter your **school-registered phone number** for quick and secure verification.

### **3. Log In & Track**

Once verified, simply log in and **track your child's bus in real-time**.



# After Log-in



## □ □ How to Request a Coupon

### 1. Go to 'Request Coupon'

Open the app and navigate to the *Request Coupon* section.

### 2. Search by Vehicle

Enter the **last 4 digits** of the vehicle number.

### 3. Select Your School

Choose your **school's name** from the list.

### 4. Fill & Submit

Enter the required details and submit the form.


### 5. Activate Coupon

Your coupon is now generated.

**Call the toll-free number** to activate tracking.



# Customer Support



## Parent App Support

 Toll-Free Number:

1800-202-7-202

Alternate Contact: +91-96465-99780

 Support Hours:


Monday to Saturday

7:00 AM – 6:00 PM

 Email Support:

[gps.support@conjoinix.com](mailto:gps.support@conjoinix.com)





## **Thank You for Choosing Us!**

We sincerely appreciate your trust in **Conjoinix Total Solutions Private Limited** to help ensure your child's safety during their school commute.

### **Take the Next**

### **Step**

**Download the Parent App today** and stay informed, connected, and assured—  
**because your child's safety is our priority.**

